

Signify Classified - Internal  
Cooper Lighting Solutions Photometric Lab  
1121 Highway 74 South  
Peachtree City, GA 30269



Scaled data based on original data using  
LM-79-08 Approved Method: Electrical and Photometric Measurements of Solid-  
State Lighting Products

Test Report Prepared for  
Cooper Lighting Solutions  
(formerly Eaton)

Brand: STREETWORKS

Report Number: P867863

Luminaire Tested: **MEM2-HSN-SA-40-730-U-T1**

Issue Date: 08/21/2024



**Test Information**

Test Method: LM-79-08  
Report Number: P867863  
Test Lab: INNOVATION CENTER(G3)  
Issue Date: 08/21/2024  
Manufacturer: COOPER LIGHTING SOLUTIONS (FORMERLY EATON)  
Product Line: STREETWORKS  
Catalog Number: MEM2-HSN-SA-40-730-U-T1  
Description: EPIC MODERN SHORT HOUSING DISCRETE LED ARRAYS 40W 70CRI 3000K  
FIXTURE w/ TYPE 1 DISTRIBUTION OPTIC  
Light Source: (10) 3000K CCT, 70 CRI LEDS  
Ballast/Driver: ELECTRONIC DRIVER

**Summary**

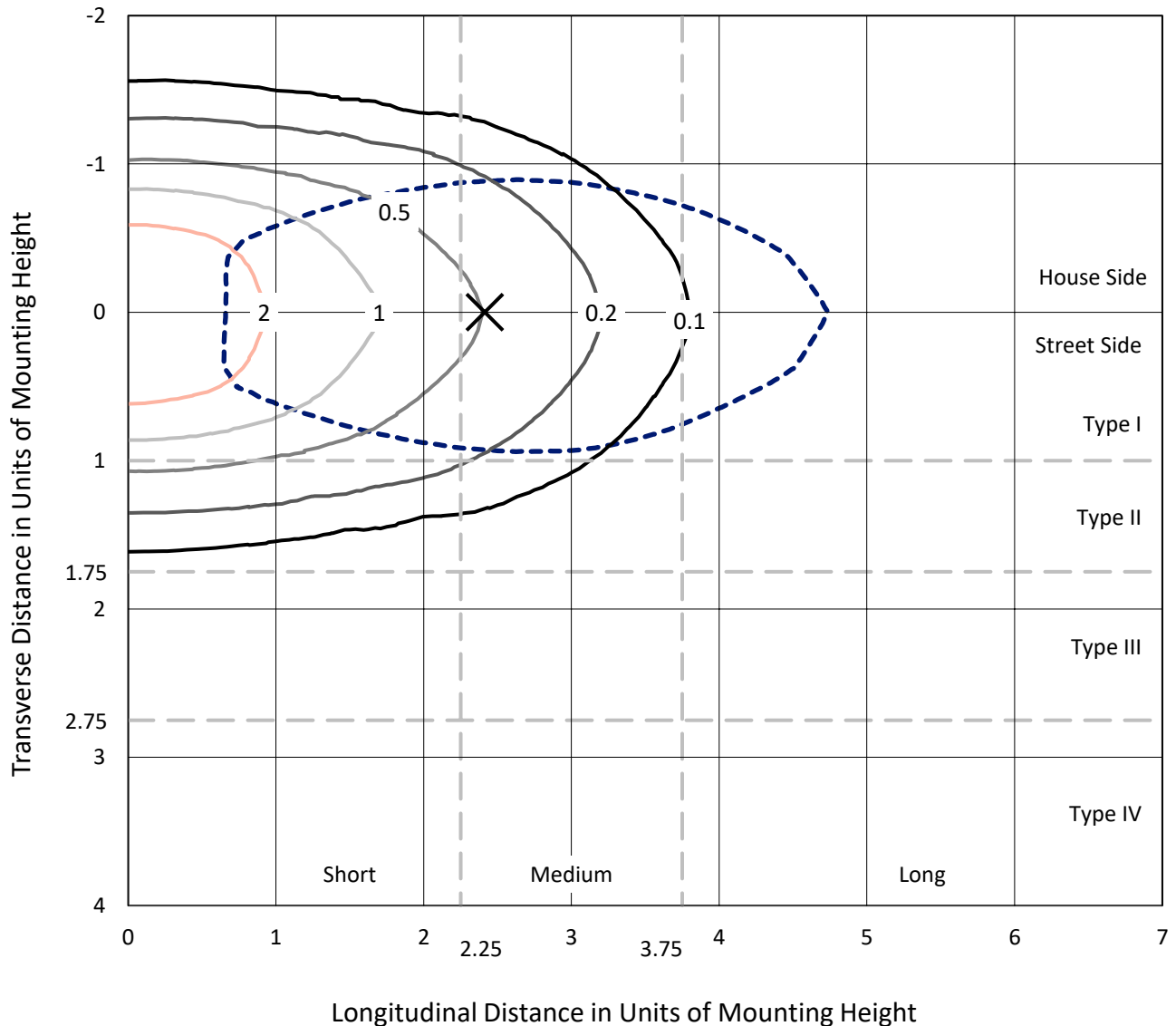
Lumens per Lamp: N/A  
Luminaire Lumens: 6125.5 lumens  
Efficiency: N/A  
Efficacy: 139.2 lumens/watt  
Luminous Opening: Rectangular (W 0.33' x L: 0.33' x H: 0')  
IES Classification: Type I - Short  
BUG Rating: B2 - U0 - G2

Input Watts (W): 44  
Input Voltage (V): 120  
Input Current (A<sub>in</sub>): NR  
Voltage Rise (V): NR  
Power Factor: 0.99  
Total Harmonic Distortion (THDi): 6.91%  
Frequency (hertz): 60  
Stabilization Time: NR  
Operation Time: NR  
Ambient Temperature (°C): NR  
Test Distance: 24 FT

REPORT NUMBER: P867863  
 CATALOG NUMBER: MEM2-HSN-SA-40-730-U-T1

### Iso-Footcandle Lines of Horizontal Illumination

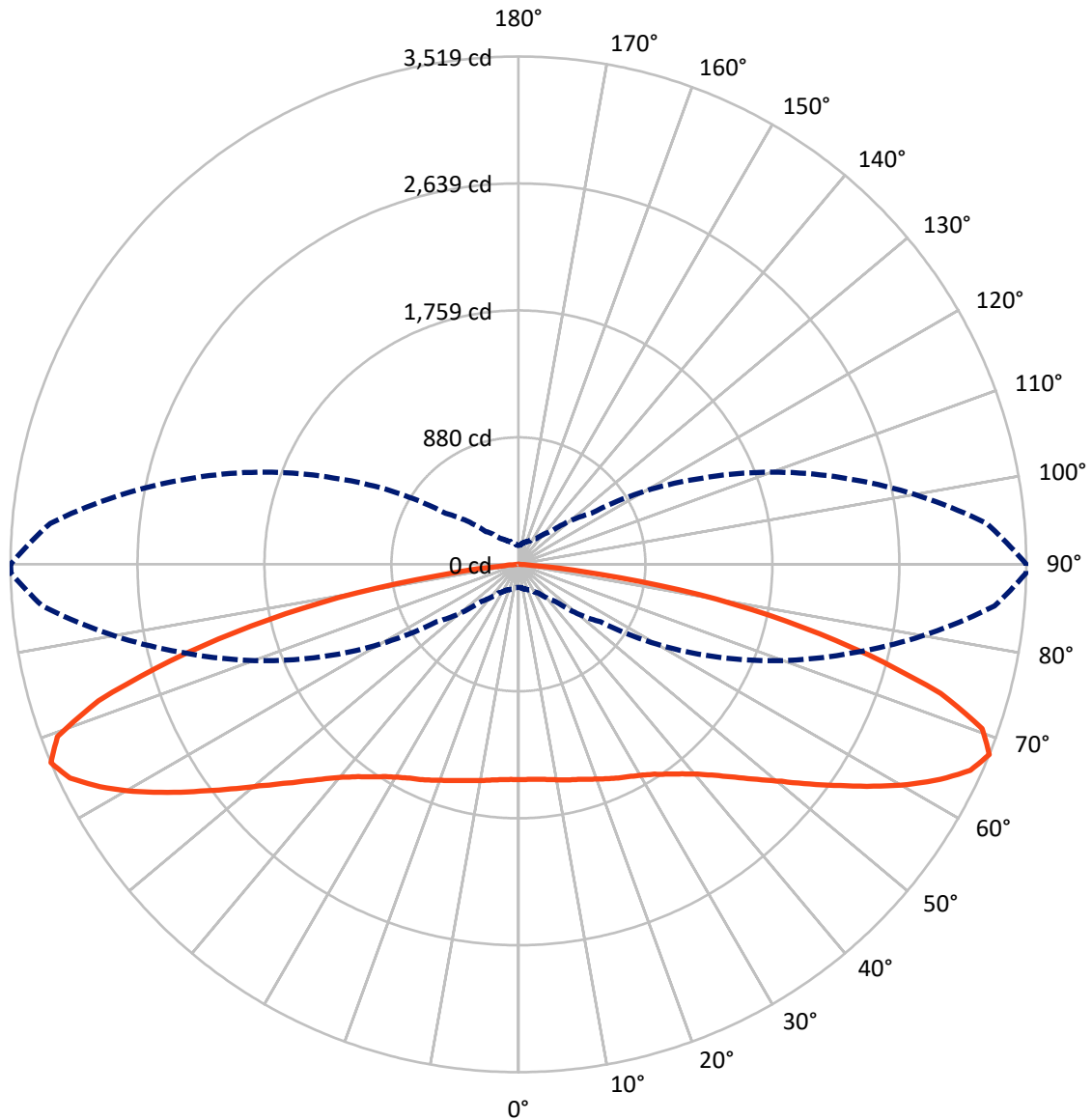
× Max cd  
 - - - 1/2 Max cd



Based on 20 foot mounting height. Maximum calculated value = 3.7 fc  
 Type I - Short - N/A

REPORT NUMBER: P867863  
CATALOG NUMBER: MEM2-HSN-SA-40-730-U-T1

### Luminous Intensity Polar Plot



— Vertical Plane Through 90-Deg Lateral    - - - Horizontal Cone Through 67.5-Deg Vertical

REPORT NUMBER: P867863  
 CATALOG NUMBER: MEM2-HSN-SA-40-730-U-T1

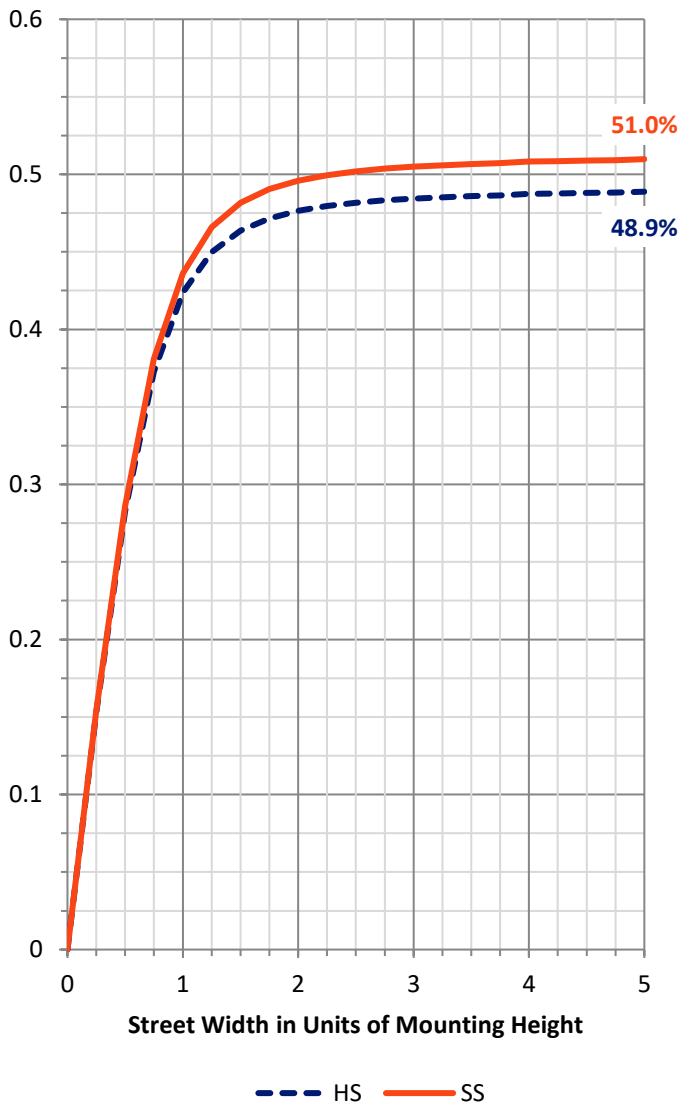
**FLUX DISTRIBUTION:**

		Downward	Upward	Total
<b>House Side</b>	Lumens	3008.3	0.0	3008.3
	% Fixture	49.1	0.0	49.1
<b>Street Side</b>	Lumens	3117.1	0.0	3117.1
	% Fixture	50.9	0.0	50.9
<b>Total</b>	Lumens	6125.5	0.0	6125.5
	% Fixture	100.0	0.0	100.0

**Coefficient of Utilization**

**ZONAL LUMENS:**

Zone	Lumens	% Fixture
0°-10°	143.0	2.3
10°-20°	429.8	7.0
20°-30°	711.4	11.6
30°-40°	943.2	15.4
40°-50°	1063.5	17.4
50°-60°	1090.2	17.8
60°-70°	1029.7	16.8
70°-80°	631.8	10.3
80°-90°	82.7	1.3
90°-100°	0.0	0.0
100°-110°	0.0	0.0
110°-120°	0.0	0.0
120°-130°	0.0	0.0
130°-140°	0.0	0.0
140°-150°	0.0	0.0
150°-160°	0.0	0.0
160°-170°	0.0	0.0
170°-180°	0.0	0.0
0°-90°	6125.5	100.0
0°-180°	6125.5	100.0



REPORT NUMBER: P867863

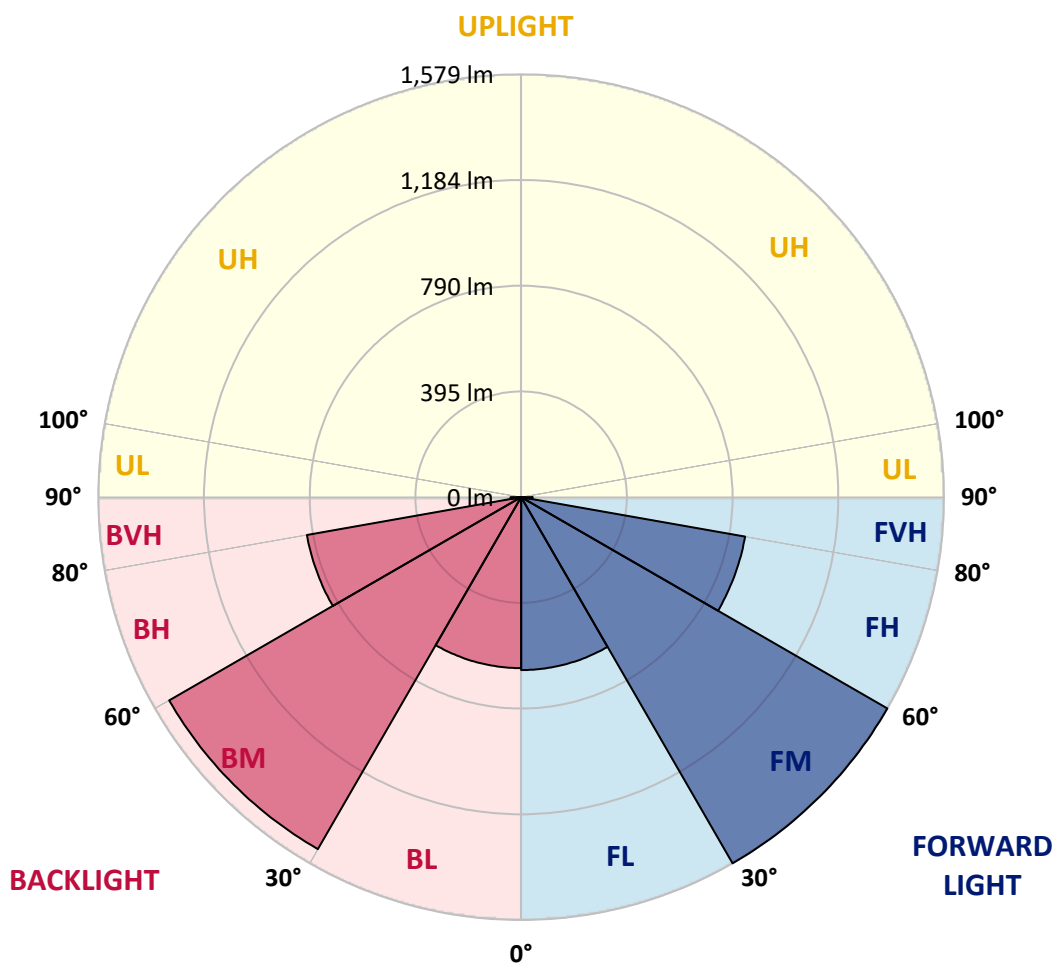
CATALOG NUMBER: MEM2-HSN-SA-40-730-U-T1

**LUMINAIRE CLASSIFICATION SYSTEM LUMEN TABLE AND BUG RATING:**

Zone	Lumens	% Fixture	Zone Rating/Lumen Limit		
			B	U	G
FL (0°-30°)	645.8	10.5			
FM (30°-60°)	1579.1	25.8			
FH (60°-80°)	849.2	13.9			G1/1800
FVH (80°-90°)	43.1	0.7			G1/100
BL (0°-30°)	638.4	10.4	B2/1000		
BM (30°-60°)	1517.9	24.8	B2/2500		
BH (60°-80°)	812.4	13.3	B2/1000		G2/1000
BVH (80°-90°)	39.6	0.6			G1/100
UL (90°-100°)	0.0	0.0		U0/0	
UH (100°-180°)	0.0	0.0		U0/0	

**BUG Rating: B2-U0-G2**

Type I Short





REPORT NUMBER: P867863

CATALOG NUMBER: MEM2-HSN-SA-40-730-U-T1

**CANDELA DISTRIBUTION (FULL):**

	0°	5°	15°	25°	35°	45°	55°	65°	75°	85°	89°
0°	1492.5	1492.5	1492.5	1492.5	1492.5	1492.5	1492.5	1492.5	1492.5	1492.5	1492.5
2.5°	1498.3	1498.3	1494.8	1488.9	1487.7	1488.9	1496.0	1492.5	1492.5	1493.6	1492.5
5°	1498.3	1498.3	1496.0	1490.1	1490.1	1490.1	1498.3	1494.8	1496.0	1497.2	1497.2
7.5°	1500.7	1500.7	1498.3	1493.6	1493.6	1493.6	1505.4	1503.0	1503.0	1506.6	1504.2
10°	1506.6	1504.2	1501.9	1503.0	1499.5	1505.4	1511.3	1512.4	1517.2	1519.5	1518.3
12.5°	1506.6	1504.2	1498.3	1505.4	1505.4	1513.6	1521.9	1526.6	1532.4	1532.4	1532.4
15°	1499.5	1497.2	1492.5	1504.2	1508.9	1519.5	1531.3	1538.3	1548.9	1548.9	1547.7
17.5°	1491.3	1487.7	1485.4	1503.0	1513.6	1527.7	1545.4	1554.8	1566.5	1567.7	1565.4
20°	1476.0	1474.8	1476.0	1499.5	1518.3	1538.3	1559.5	1572.4	1587.7	1592.4	1588.9
22.5°	1459.5	1459.5	1464.2	1496.0	1525.4	1552.4	1580.7	1597.1	1612.4	1617.1	1612.4
25°	1437.2	1437.2	1446.6	1484.2	1527.7	1567.7	1600.7	1623.0	1637.1	1641.8	1639.5
27.5°	1403.1	1403.1	1413.7	1460.7	1520.7	1579.5	1621.8	1647.7	1663.0	1667.7	1665.3
30°	1354.9	1352.5	1366.6	1425.4	1507.7	1592.4	1646.5	1673.6	1693.6	1697.1	1693.6
32.5°	1278.4	1281.9	1303.1	1377.2	1486.6	1600.7	1675.9	1707.7	1730.0	1737.1	1734.7
35°	1185.5	1191.4	1220.8	1316.0	1446.6	1599.5	1706.5	1745.3	1774.7	1784.1	1782.9
37.5°	1074.9	1083.2	1119.6	1231.4	1386.6	1581.8	1734.7	1787.7	1826.5	1838.2	1840.6
40°	953.8	962.0	1009.1	1132.6	1305.5	1540.7	1751.2	1835.9	1887.6	1911.1	1914.7
42.5°	825.6	839.7	896.2	1016.1	1207.8	1474.8	1751.2	1882.9	1946.4	1989.9	1993.5
45°	702.1	713.9	782.1	899.7	1103.2	1390.1	1731.2	1930.0	2026.4	2101.7	2099.3
47.5°	595.1	598.6	661.0	779.7	986.7	1293.7	1690.0	1972.3	2111.1	2211.0	2232.2
50°	484.5	492.8	545.7	663.3	868.0	1187.8	1620.6	1999.3	2198.1	2349.8	2376.9
52.5°	406.9	408.1	448.1	556.3	744.5	1059.7	1537.1	2006.4	2281.6	2500.4	2533.3
55°	331.7	337.5	371.6	452.8	625.7	933.8	1428.9	1995.8	2358.1	2646.2	2707.3
57.5°	284.6	285.8	310.5	375.2	528.1	799.7	1309.0	1960.5	2421.6	2807.3	2884.9
60°	244.6	244.6	263.4	312.8	426.9	669.2	1167.9	1898.2	2456.8	2980.2	3093.1
62.5°	212.9	214.0	230.5	267.0	355.2	552.8	1012.6	1800.6	2469.8	3147.2	3276.6
65°	192.9	194.1	203.5	228.2	292.8	449.3	853.8	1681.8	2452.1	3271.9	3440.1
67.5°	159.9	161.1	177.6	196.4	243.4	361.1	693.9	1517.2	2380.4	3310.7	3516.5
70°	122.3	125.8	148.2	168.2	202.3	288.1	532.8	1299.6	2208.7	3179.0	3390.7
72.5°	102.3	103.5	120.0	142.3	169.4	225.8	404.6	1023.2	1947.6	2839.1	3074.3
75°	89.4	90.6	100.0	120.0	141.1	181.1	281.1	706.8	1553.6	2295.7	2510.9
77.5°	81.1	82.3	84.7	101.1	118.8	140.0	198.8	419.9	1096.1	1754.7	1867.6
80°	77.6	77.6	71.7	83.5	97.6	109.4	132.9	241.1	703.3	1183.1	1273.7
82.5°	55.3	54.1	49.4	51.7	60.0	60.0	68.2	100.0	269.3	499.8	542.2
85°	3.5	3.5	5.9	7.1	10.6	14.1	17.6	23.5	68.2	92.9	96.4
87.5°	1.2	1.2	1.2	1.2	1.2	2.4	2.4	2.4	3.5	4.7	4.7
90°	0.0	0.0	0.0	0.0	0.0	0.0	0.0	0.0	0.0	0.0	0.0



REPORT NUMBER: P867863

CATALOG NUMBER: MEM2-HSN-SA-40-730-U-T1

**CANDELA DISTRIBUTION (continued):**

	90°	95°	105°	115°	125°	135°	145°	155°	165°	175°	180°
0°	1492.5	1492.5	1492.5	1492.5	1492.5	1492.5	1492.5	1492.5	1492.5	1492.5	1492.5
2.5°	1491.3	1492.5	1492.5	1494.8	1497.2	1496.0	1494.8	1497.2	1493.6	1486.6	1485.4
5°	1496.0	1496.0	1494.8	1497.2	1499.5	1497.2	1494.8	1494.8	1492.5	1485.4	1484.2
7.5°	1505.4	1504.2	1504.2	1504.2	1504.2	1500.7	1497.2	1494.8	1491.3	1484.2	1480.7
10°	1518.3	1517.2	1516.0	1514.8	1508.9	1505.4	1499.5	1496.0	1491.3	1483.0	1480.7
12.5°	1532.4	1530.1	1527.7	1528.9	1517.2	1506.6	1500.7	1492.5	1488.9	1470.1	1466.6
15°	1546.6	1543.0	1541.8	1537.1	1525.4	1510.1	1498.3	1486.6	1474.8	1457.2	1451.3
17.5°	1565.4	1563.0	1556.0	1551.3	1534.8	1513.6	1496.0	1479.5	1464.2	1443.1	1439.5
20°	1587.7	1585.4	1578.3	1568.9	1547.7	1521.9	1497.2	1471.3	1452.5	1427.8	1421.9
22.5°	1612.4	1608.9	1603.0	1592.4	1565.4	1534.8	1500.7	1466.6	1438.4	1410.1	1406.6
25°	1638.3	1635.9	1630.1	1614.8	1585.4	1547.7	1500.7	1450.1	1414.8	1390.1	1379.5
27.5°	1663.0	1661.8	1654.8	1637.1	1606.5	1557.1	1490.1	1423.1	1376.0	1343.1	1336.0
30°	1694.7	1692.4	1684.2	1664.2	1630.1	1563.0	1468.9	1377.2	1318.4	1281.9	1271.3
32.5°	1733.6	1731.2	1719.4	1694.7	1658.3	1564.2	1438.4	1318.4	1240.8	1202.0	1189.0
35°	1785.3	1780.6	1765.3	1735.9	1685.3	1552.4	1384.3	1243.1	1147.9	1097.3	1079.6
37.5°	1841.8	1835.9	1815.9	1779.4	1704.1	1520.7	1307.8	1142.0	1033.8	973.8	960.9
40°	1911.1	1902.9	1872.3	1821.8	1711.2	1465.4	1222.0	1038.5	923.2	857.4	842.1
42.5°	1998.2	1984.1	1934.7	1868.8	1697.1	1390.1	1119.6	931.5	799.7	738.6	735.1
45°	2102.8	2080.5	2006.4	1914.7	1666.5	1296.0	1011.4	811.5	685.7	625.7	610.4
47.5°	2226.3	2199.3	2089.9	1950.0	1606.5	1199.6	895.0	695.1	579.8	518.7	506.9
50°	2362.8	2336.9	2178.1	1969.9	1541.8	1086.7	780.9	591.6	476.3	425.7	425.7
52.5°	2528.6	2469.8	2262.8	1972.3	1443.1	962.0	671.5	490.4	399.9	355.2	345.8
55°	2705.0	2635.6	2339.2	1951.1	1340.7	848.0	553.9	408.1	328.1	296.4	288.1
57.5°	2901.4	2795.6	2394.5	1908.8	1211.4	723.3	462.2	336.4	276.4	250.5	247.0
60°	3099.0	2962.6	2427.4	1837.0	1073.8	608.0	384.6	281.1	237.6	218.8	215.2
62.5°	3282.5	3099.0	2429.8	1732.4	939.7	506.9	315.2	242.3	210.5	196.4	196.4
65°	3441.2	3213.1	2389.8	1598.3	769.2	406.9	259.9	204.6	183.5	168.2	164.7
67.5°	3518.8	3256.6	2319.2	1414.8	616.3	322.2	218.8	177.6	157.6	134.1	131.7
70°	3409.5	3130.7	2138.1	1179.6	476.3	256.4	182.3	151.7	131.7	111.7	109.4
72.5°	3060.2	2795.6	1845.3	913.8	358.7	207.0	151.7	129.4	108.2	97.6	95.3
75°	2503.9	2325.1	1458.3	629.2	250.5	162.3	127.0	109.4	91.7	87.0	85.9
77.5°	1900.6	1728.8	1065.5	394.0	171.7	127.0	108.2	92.9	80.0	83.5	81.1
80°	1269.0	1190.2	708.0	223.5	115.3	92.9	82.3	68.2	61.2	70.6	68.2
82.5°	576.3	545.7	332.8	97.6	51.7	40.0	28.2	21.2	16.5	15.3	17.6
85°	96.4	84.7	23.5	10.6	5.9	3.5	2.4	2.4	1.2	1.2	1.2
87.5°	4.7	3.5	3.5	2.4	1.2	1.2	1.2	1.2	1.2	0.0	0.0
90°	0.0	0.0	0.0	0.0	0.0	0.0	0.0	0.0	0.0	0.0	0.0



LM-79-2019: Approved Method: Electrical and Photometric Measurements of Solid-  
State Lighting Products

Report Prepared for

Cooper Lighting Solutions

Streetworks

Report Number: SP1-2407-157-4

Test Date: 08/07/2024

Luminaire Tested: MEM2-HTN-SA-30-730-U-5WQ-2

Data in this report applies to families of products including MEM2-HTN-SA-30-730-U-5WQ-2

**Test Information**

Test Method: LM-79-2019  
 Report Number: SP1-2407-157-4  
 Test Lab: COOPER LIGHTING SOLUTIONS  
 Photometer: SP1 - 76IN SPHERE  
 Measurement Geometry: 4π  
 Issue Date: 08/20/2024  
 Manufacturer: COOPER LIGHTING SOLUTIONS  
 Product Line: Streetworks  
 Catalog Number: **MEM2-HTN-SA-30-730-U-5WQ-2**  
 Description: Epic Modern Light Square 30W 5WQ Optic and Flare Trim

**Spectral Parameters**

CCT (K): 3057  
 CIE u': 0.2487  
 CIE v': 0.5199  
 Duv: -0.0002  
 CIE x: 0.4326  
 CIE y: 0.4020  
 CIE z: 0.1654  
 Peak Wavelength (nm): 593  
 Dominant Wavelength (nm): 582  
 Purity: 50.50735  
 Rf: 74.6  
 Rg: 94

CRI (Ra):	71.7		
R1:	68.1	R9:	-34.8
R2:	82.0	R10:	58.5
R3:	93.5	R11:	62.5
R4:	67.5	R12:	47.5
R5:	67.2	R13:	70.7
R6:	74.9	R14:	96.4
R7:	77.4	R15:	60.0
R8:	43.1		



**Test Conditions**

Stabilization Time: 21M  
 Operation Time: 1H 21M  
 Sphere Temperature (°C): 24.2

REPORT NUMBER: SP1-2407-157-4

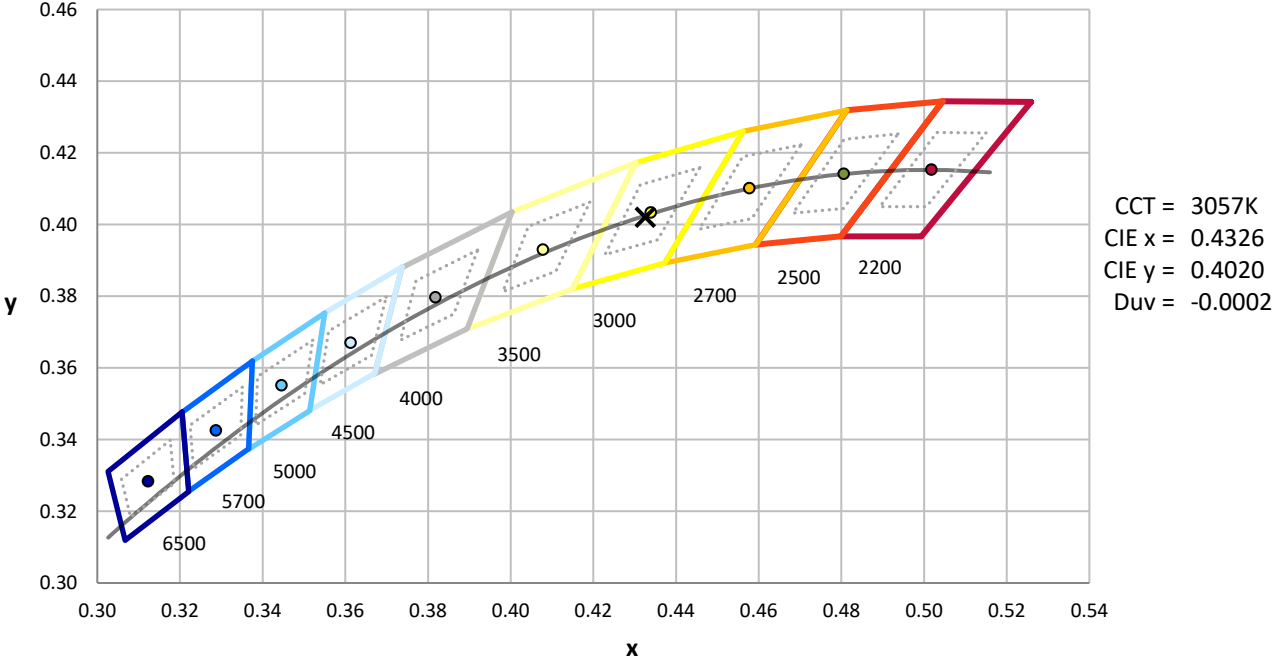
Measurement and Test Equipment			
Instrument	Identification Number	Calibration Date	Calibration Due Date
Photometer	IN0058	6/18/2024	12/18/2024
Power Meter	INXT2011004	2/8/2024	2/8/2025
AC Power Source	IN0063	10/24/2023	10/24/2024
DC Power Source	IN0208	10/24/2023	10/24/2024
Sphere Thermometer	IN0085	10/24/2023	10/24/2024
Room Thermometer	IN0046	10/24/2023	10/24/2024

REPORT NUMBER: SP1-2407-157-4

CIE 1931 Chromaticity Diagram



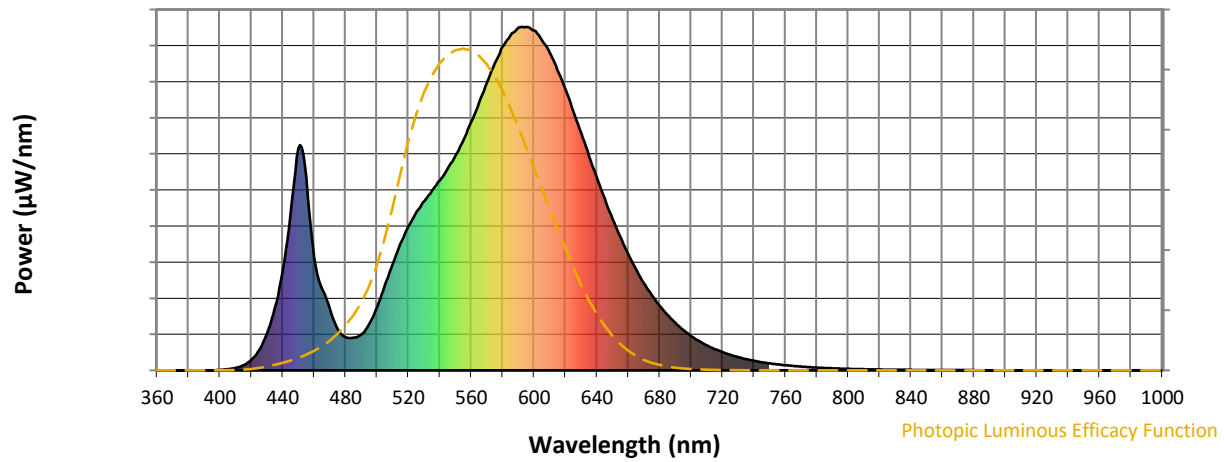
CIE 1931 Chromaticity Diagram with 2017 ANSI 7-Step and 4-Step Quadrangles



Point lies inside the ANSI 3000K 4-step quadrangle

REPORT NUMBER: SP1-2407-157-4

**Photopic Flux vs. Wavelength**



**Photopic Lumens: NR**

$\lambda$ (nm)	Power W <sup>^</sup> /nm	Lumens ( $\phi$ /nm)	$\lambda$ (nm)	Power W <sup>^</sup> /nm	Lumens ( $\phi$ /nm)	$\lambda$ (nm)	Power W <sup>^</sup> /nm	Lumens ( $\phi$ /nm)	$\lambda$ (nm)	Power W <sup>^</sup> /nm	Lumens ( $\phi$ /nm)	$\lambda$ (nm)	Power W <sup>^</sup> /nm	Lumens ( $\phi$ /nm)
360	0	NR	490	104	NR	620	818	NR	750	20	NR	880	1	NR
365	0	NR	495	135	NR	625	755	NR	755	17	NR	885	0	NR
370	0	NR	500	184	NR	630	691	NR	760	15	NR	890	0	NR
375	0	NR	505	247	NR	635	625	NR	765	13	NR	895	0	NR
380	0	NR	510	309	NR	640	561	NR	770	11	NR	900	0	NR
385	0	NR	515	369	NR	645	499	NR	775	9	NR	905	0	NR
390	0	NR	520	419	NR	650	441	NR	780	8	NR	910	0	NR
395	0	NR	525	460	NR	655	388	NR	785	7	NR	915	0	NR
400	1	NR	530	492	NR	660	338	NR	790	6	NR	920	0	NR
405	3	NR	535	524	NR	665	294	NR	795	5	NR	925	0	NR
410	7	NR	540	553	NR	670	253	NR	800	4	NR	930	0	NR
415	15	NR	545	588	NR	675	218	NR	805	4	NR	935	0	NR
420	31	NR	550	625	NR	680	188	NR	810	3	NR	940	0	NR
425	60	NR	555	670	NR	685	161	NR	815	3	NR	945	0	NR
430	107	NR	560	723	NR	690	139	NR	820	3	NR	950	0	NR
435	183	NR	565	780	NR	695	118	NR	825	2	NR	955	0	NR
440	289	NR	570	837	NR	700	100	NR	830	2	NR	960	0	NR
445	460	NR	575	894	NR	705	85	NR	835	2	NR	965	0	NR
450	646	NR	580	942	NR	710	73	NR	840	1	NR	970	0	NR
455	561	NR	585	976	NR	715	62	NR	845	1	NR	975	0	NR
460	331	NR	590	998	NR	720	53	NR	850	1	NR	980	0	NR
465	238	NR	595	1000	NR	725	45	NR	855	1	NR	985	0	NR
470	178	NR	600	990	NR	730	39	NR	860	1	NR	990	0	NR
475	120	NR	605	962	NR	735	33	NR	865	1	NR	995	0	NR
480	96	NR	610	925	NR	740	28	NR	870	1	NR	1000	0	NR
485	95	NR	615	873	NR	745	24	NR	875	1	NR			

REPORT NUMBER: SP1-2407-157-4

**Scotopic Flux vs. Wavelength**



**Scotopic Lumens: NR**

**S/P: 1.23**

λ (nm)	Power W <sup>^</sup> /nm	Lumens (φ/nm)	λ (nm)	Power W <sup>^</sup> /nm	Lumens (φ/nm)	λ (nm)	Power W <sup>^</sup> /nm	Lumens (φ/nm)	λ (nm)	Power W <sup>^</sup> /nm	Lumens (φ/nm)	λ (nm)	Power W <sup>^</sup> /nm	Lumens (φ/nm)
360	0	NR	490	104	NR	620	818	NR	750	20	NR	880	1	NR
365	0	NR	495	135	NR	625	755	NR	755	17	NR	885	0	NR
370	0	NR	500	184	NR	630	691	NR	760	15	NR	890	0	NR
375	0	NR	505	247	NR	635	625	NR	765	13	NR	895	0	NR
380	0	NR	510	309	NR	640	561	NR	770	11	NR	900	0	NR
385	0	NR	515	369	NR	645	499	NR	775	9	NR	905	0	NR
390	0	NR	520	419	NR	650	441	NR	780	8	NR	910	0	NR
395	0	NR	525	460	NR	655	388	NR	785	7	NR	915	0	NR
400	1	NR	530	492	NR	660	338	NR	790	6	NR	920	0	NR
405	3	NR	535	524	NR	665	294	NR	795	5	NR	925	0	NR
410	7	NR	540	553	NR	670	253	NR	800	4	NR	930	0	NR
415	15	NR	545	588	NR	675	218	NR	805	4	NR	935	0	NR
420	31	NR	550	625	NR	680	188	NR	810	3	NR	940	0	NR
425	60	NR	555	670	NR	685	161	NR	815	3	NR	945	0	NR
430	107	NR	560	723	NR	690	139	NR	820	3	NR	950	0	NR
435	183	NR	565	780	NR	695	118	NR	825	2	NR	955	0	NR
440	289	NR	570	837	NR	700	100	NR	830	2	NR	960	0	NR
445	460	NR	575	894	NR	705	85	NR	835	2	NR	965	0	NR
450	646	NR	580	942	NR	710	73	NR	840	1	NR	970	0	NR
455	561	NR	585	976	NR	715	62	NR	845	1	NR	975	0	NR
460	331	NR	590	998	NR	720	53	NR	850	1	NR	980	0	NR
465	238	NR	595	1000	NR	725	45	NR	855	1	NR	985	0	NR
470	178	NR	600	990	NR	730	39	NR	860	1	NR	990	0	NR
475	120	NR	605	962	NR	735	33	NR	865	1	NR	995	0	NR
480	96	NR	610	925	NR	740	28	NR	870	1	NR	1000	0	NR
485	95	NR	615	873	NR	745	24	NR	875	1	NR			

REPORT NUMBER: SP1-2407-157-4

Melanopic Flux vs. Wavelength



Melanopic Lumens: NR

M/P: 2.27

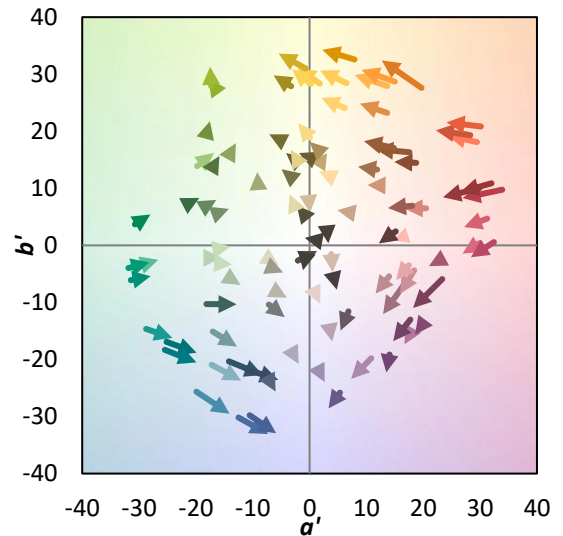
λ (nm)	Power W <sup>^</sup> /nm	Lumens (φ/nm)	λ (nm)	Power W <sup>^</sup> /nm	Lumens (φ/nm)	λ (nm)	Power W <sup>^</sup> /nm	Lumens (φ/nm)	λ (nm)	Power W <sup>^</sup> /nm	Lumens (φ/nm)	λ (nm)	Power W <sup>^</sup> /nm	Lumens (φ/nm)
360	0	NR	490	104	NR	620	818	NR	750	20	NR	880	1	NR
365	0	NR	495	135	NR	625	755	NR	755	17	NR	885	0	NR
370	0	NR	500	184	NR	630	691	NR	760	15	NR	890	0	NR
375	0	NR	505	247	NR	635	625	NR	765	13	NR	895	0	NR
380	0	NR	510	309	NR	640	561	NR	770	11	NR	900	0	NR
385	0	NR	515	369	NR	645	499	NR	775	9	NR	905	0	NR
390	0	NR	520	419	NR	650	441	NR	780	8	NR	910	0	NR
395	0	NR	525	460	NR	655	388	NR	785	7	NR	915	0	NR
400	1	NR	530	492	NR	660	338	NR	790	6	NR	920	0	NR
405	3	NR	535	524	NR	665	294	NR	795	5	NR	925	0	NR
410	7	NR	540	553	NR	670	253	NR	800	4	NR	930	0	NR
415	15	NR	545	588	NR	675	218	NR	805	4	NR	935	0	NR
420	31	NR	550	625	NR	680	188	NR	810	3	NR	940	0	NR
425	60	NR	555	670	NR	685	161	NR	815	3	NR	945	0	NR
430	107	NR	560	723	NR	690	139	NR	820	3	NR	950	0	NR
435	183	NR	565	780	NR	695	118	NR	825	2	NR	955	0	NR
440	289	NR	570	837	NR	700	100	NR	830	2	NR	960	0	NR
445	460	NR	575	894	NR	705	85	NR	835	2	NR	965	0	NR
450	646	NR	580	942	NR	710	73	NR	840	1	NR	970	0	NR
455	561	NR	585	976	NR	715	62	NR	845	1	NR	975	0	NR
460	331	NR	590	998	NR	720	53	NR	850	1	NR	980	0	NR
465	238	NR	595	1000	NR	725	45	NR	855	1	NR	985	0	NR
470	178	NR	600	990	NR	730	39	NR	860	1	NR	990	0	NR
475	120	NR	605	962	NR	735	33	NR	865	1	NR	995	0	NR
480	96	NR	610	925	NR	740	28	NR	870	1	NR	1000	0	NR
485	95	NR	615	873	NR	745	24	NR	875	1	NR			

**Summary**

$R_f = 74.6$   
 $R_g = 94$   
 $CIE R_a = 71.7$   
 $R_9 = -34.8$



**Color Vector Graphics**





**Individual Sample Fidelity Index ( $R_{f,i}$ )**

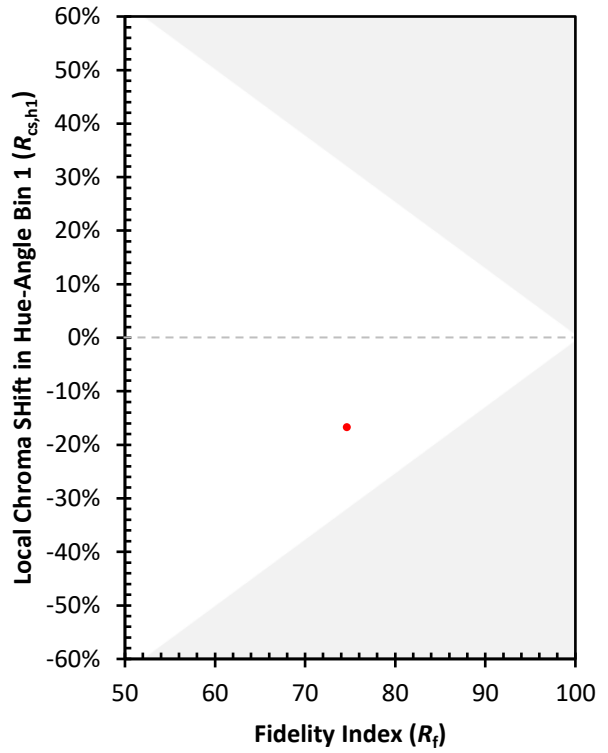
CES01 = 86	CES26 = 65	CES51 = 87	CES76 = 58
CES02 = 62	CES27 = 89	CES52 = 85	CES77 = 76
CES03 = 31	CES28 = 84	CES53 = 77	CES78 = 61
CES04 = 71	CES29 = 68	CES54 = 85	CES79 = 86
CES05 = 49	CES30 = 83	CES55 = 84	CES80 = 83
CES06 = 51	CES31 = 71	CES56 = 74	CES81 = 73
CES07 = 41	CES32 = 64	CES57 = 74	CES82 = 93
CES08 = 40	CES33 = 78	CES58 = 75	CES83 = 91
CES09 = 29	CES34 = 75	CES59 = 85	CES84 = 88
CES10 = 76	CES35 = 87	CES60 = 90	CES85 = 75
CES11 = 59	CES36 = 92	CES61 = 81	CES86 = 64
CES12 = 65	CES37 = 84	CES62 = 89	CES87 = 77
CES13 = 43	CES38 = 92	CES63 = 75	CES88 = 80
CES14 = 74	CES39 = 96	CES64 = 65	CES89 = 67
CES15 = 71	CES40 = 92	CES65 = 64	CES90 = 80
CES16 = 47	CES41 = 93	CES66 = 60	CES91 = 78
CES17 = 50	CES42 = 86	CES67 = 58	CES92 = 56
CES18 = 56	CES43 = 77	CES68 = 66	CES93 = 73
CES19 = 73	CES44 = 99	CES69 = 75	CES94 = 49
CES20 = 66	CES45 = 85	CES70 = 60	CES95 = 66
CES21 = 87	CES46 = 81	CES71 = 56	CES96 = 76
CES22 = 79	CES47 = 86	CES72 = 85	CES97 = 82
CES23 = 92	CES48 = 75	CES73 = 52	CES98 = 76
CES24 = 91	CES49 = 79	CES74 = 95	CES99 = 64
CES25 = 73	CES50 = 86	CES75 = 60	



Color Rendition by Hue-Angle Bin



Measure Comparisons



(END OF REPORT)